



2022-23 Waterfowl Season Dates
Preference Survey Results
Federal Aid in Wildlife Restoration Project
W-15-R-78
8 February 2022
Matthew Garrick, Waterfowl Program Manager
Dr. Jeffrey J. Lusk, Data & Biometry Program Manager

The fall of 2021 marked the first year of the restructured waterfowl zones in Nebraska. To clarify duck hunter preferences for the 2022-2023 waterfowl seasons now that hunters had a year in their "new" zones, Nebraska Game & Parks Commission (NGPC) conducted a survey of hunters that had registered for the Harvest Information Program (HIP) between 2018-2020. The sample frame was limited to one per household, for hunters that included an email address with their HIP profiles. The initial sample size was 29,879, but there were 1,806 bounced messages and 18 invalid addresses, leaving an effective sample of 28,055 waterfowl hunters. Hunters received an email invitation to participate in the survey on 13 December. Email invitees received one reminder emails on 20 December. The survey closed on 3 January 2022.

At the close of the survey, there were 2,630 responses, for a response rate of 9.4%. Respondents took on average 6.5 minutes to complete the survey. Respondent age, sex, and state of residency were seeded into the response database so that when a responding hunter completed the survey, this information was appended to their responses. To prevent "ballot stuffing," once a responding hunter completed the survey, their username became inactive and unusable.

Results

The tables and figures below summarize the responses received, broken down by residency (Nebraska/Not Nebraska). Among respondents, 2,010 (77.3%) were Nebraska residents, and 589 (22.7%) were non-residents. Respondents were representative of the sample population of HIP.

Because questions were voluntary, not all responding hunters completed every question. Sample sizes (n) provided in each table indicate how many respondents completed that particular question. For questions where multiple options could be selected, total responses will exceed the number of respondents who answered those questions.

Q1. Did you hunt ducks in the last 3 years? (By residency and duck zone(s) hunted.)

Duck Zone*/Residency	n	Did you hunt DUCKS in the last three (3) years?	
		Yes	No
Overall	2599	2104 81.0%	495 19.0%
Resident	2010	1645 81.8%	365 18.2%
Non-resident	589	459 77.9%	130 22.1%
Zone 1	217	204 94.0%	13 6.0%
Zone 2	1061	966 91.0%	95 9.0%
Zone 3	690	625 90.6%	65 9.4%
Zone 4	881	812 92.2%	69 7.8%

* Respondents could select multiple zones in which they had hunted in the past 3 years, so zone tallies will not equal overall n.

Q2. For the most recent season you hunted ducks, which of the duck zones did you hunt? (Select all that apply.)

		For the most recent season you hunted ducks, which of the following duck zones did you hunt?		
Duck Zone		Overall	Resident	Non-resident
n		2329	1826	503
Zone 1		220	114	106
		9.4%	6.2%	21.1%
Zone 2		1067	939	128
		45.8%	51.4%	25.4%
Zone 3		691	441	250
		29.7%	24.2%	49.7%
Zone 4		887	813	74
		38.1%	44.5%	14.7%

Q3. If you hunted in the last three years, please indicate where you did more of your waterfowl hunting (Select all that apply.) (By residency.)

Land Type	If you hunted in the last three years, please indicate where you did more of your waterfowl hunting. (Select all that apply.)		
	Overall	Resident	Non-resident
n	2292	1792	500
Private land owned by me or my family	537 23.4%	463 25.8%	74 14.8%
Private land, w/ permission for access obtained from landowner	1101 48.0%	920 51.3%	181 36.2%
Private land, with daily or seasonal fee or lease paid	410 17.9%	301 16.8%	109 21.8%
Public land owned or leased by state wildlife agency or US Fish & Wildlife Service (e.g., National Wildlife Refuge, Waterfowl Production Area), or walk-in access program	723 31.5%	565 31.5%	158 31.6%
Public land owned or lease by an agency other than the state wildlife agency or the US Fish & Wildlife Service	263 11.5%	193 10.8%	70 14.0%

Q4. Do you plan to hunt ducks in the 2022/23 season? (By residency.)

	Do you plan to hunt ducks in the 2022/23 season?		
	Overall	Resident	Non-resident
n	2623	2028	595
Yes	2122	1681	441
	80.9%	82.9%	74.1%
No	501	347	154
	19.1%	17.1%	25.9%

Q5. In which of the following zones do you plan to hunt ducks in the 2022/23 season? (Select all that apply.)

Zone	In which of the following zones do you plan to hunt ducks in the 2022/23 season?		
	Overall	Resident	Non-resident
n	2096	1668	428
Zone 1	237	134	103
	11.3%	8.0%	24.1%
Zone 2	1079	947	132
	51.5%	56.8%	30.8%
Zone 3	651	440	211
	31.1%	26.4%	49.3%
Zone 4	937	866	71
	44.7%	51.9%	16.6%

Q6. Do you have a preference for the 2022/23 duck hunting season dates for these zones? (By residency.)

		Do you have a preference for the 2022/23 duck hunting season dates for these zones?		
		Overall	Resident	Non-resident
n		1755	1383	372
Yes		1116	927	189
		63.6%	67.0%	50.8%
No		639	456	183
		36.4%	33.0%	49.2%

Q7. Indicate your preference for when the opening day of the September teal season should occur. (By residency.)

	Indicate your preference for when the opening day of the September teal season should occur.		
	Overall	Resident	Non-resident
n	1478	1222	256
First Saturday in September	342	288	54
	23.1%	23.6%	21.1%
First weekend after Labor Day	326	280	46
	22.1%	22.9%	18.0%
September 1-16 every year	328	281	47
	22.2%	23.0%	18.4%
Other	69	60	9
	4.7%	4.9%	3.5%
Does not matter to me	436	333	103
	29.5%	27.3%	40.2%

Q7. Unedited responses to respondents who had "Other" preferred start dates for the September teal season.

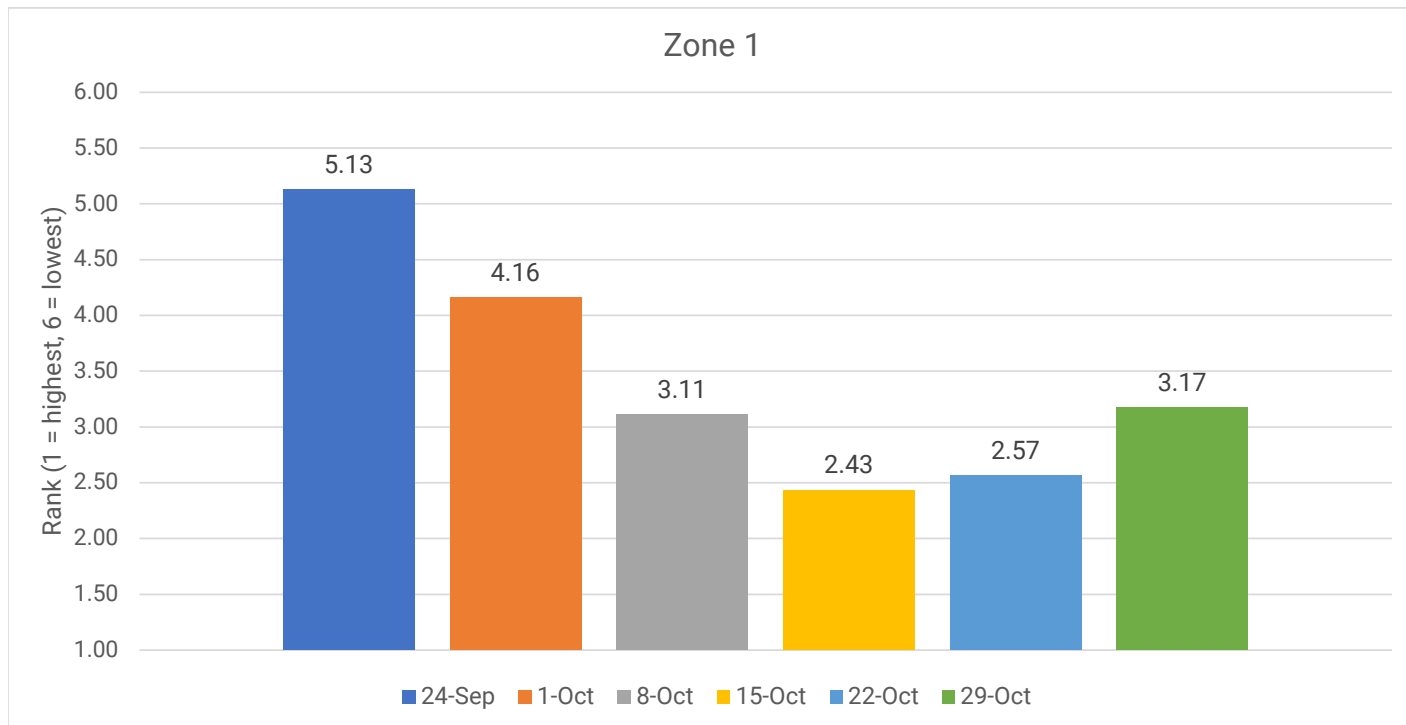
First Saturday in October
1-Oct
October 1st
The teal season should be open the 3 weeks/weekend prior to the opening of the normal duck season.
later season due to warm weather
End of October
OCTOBER
Eliminate teal season, it spooks out the other local ducks and geese
October first weekend
15-Oct
move hunting season back a month. This was the worst year of all time. There was no migration
Mid October to First of November
October
Last half of September
First weekend in October
Move the season back, every year the ducks keep showing up later.
1-2 weeks later than it has been historically
Later date teal usually haven't migrated south yet
Later than any of the dates above.
Sept. Is too early. It is Dec. 13th and ducks are still in Dakotas. I hunted Sisseton SD. last week.
Later as ducks don't seem to be moving early
Late October
As late as possible. It ends during heaviest migration.
Later the better for zone 3
Oct 10th
End of Septmeber
Push the seasons back, the teal are not moving that early with a warming world.
Late Sep to Oct
Later if possible
Later in the year
early October
Get rid of early teal
Start season for Zone 2 at a couple of weeks later
8 day season only allows hunting 1 in 3 years due to scheduling. Busy time for landowner hunters.
historic period of maximum teal migration
3rd - 4th weekend in September
Since it's been warm needs to be pushed late Sept to October
We recently had a zone change, being added into zone 4. This change was great!
Towards end of September
Later in the year

3rd week September
october 29th
3rd weekend in September
NOVEMBER
Get rid of teal season for a longer duck season. Duck season is over before mallards even migrate.
Early October
warming trend seems to be pushing migration to later dates
We should not have an "early" duck season. The ducks are coming down later each year.
SECOND WEEKEND AFTER LABOR DAY
September 1st
No teal season
AT LEAST halfway through September. the later the better
Give more time later season Zone 2
Second weekend in Sept.
Last week in Sept.
3rd week in sept
Last week in September
October 1st seems like season are off by atleast a month
1st weekend in October and hunt a month longer
Let the professional biologists figure it out
Later - Ducks don't get here till Late October and still here by the end of the season (12/21)
Late September
As late as possible. Just screws up the hunting for regular season.
Keep as is.
Middle to late September
Variable duck season based on migration flows.
Sept 16-30th
Remove state wide teal. Move it south again...give those day back to the northern duck zones
Later, ducks aren't here yet

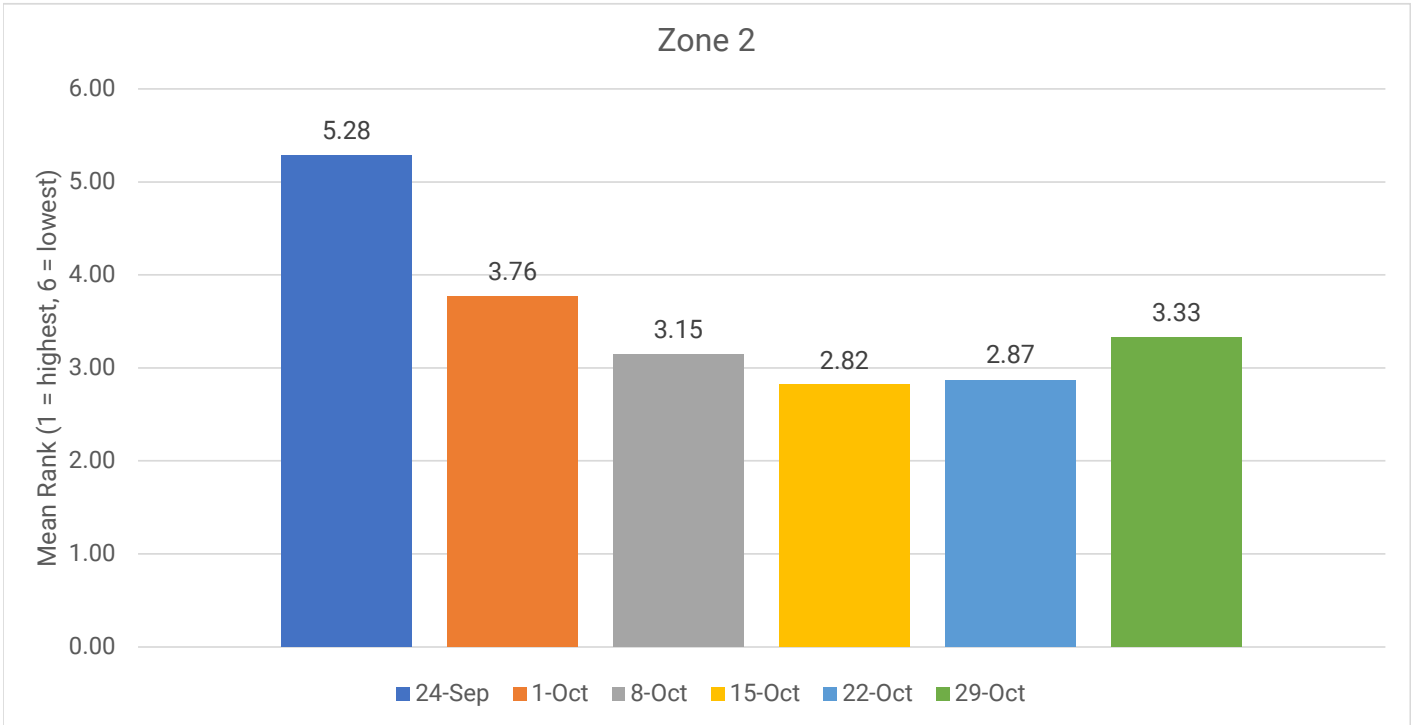
Q8. [Respondents with season date preferences only.] Which of the following duck zones would you like to make season preference selections for? (Select all that apply.) (By residency.)

	Which of the following duck zones would you like to make season preference selections for?		
	Overall	Resident	Non-resident
n	1445	1201	244
Zone 1	164	103	61
	11.3%	8.6%	25.0%
Zone 2	707	632	75
	48.9%	52.6%	30.7%
Zone 3	401	287	114
	27.8%	23.9%	46.7%
Zone 4	648	605	43
	44.8%	50.4%	17.6%

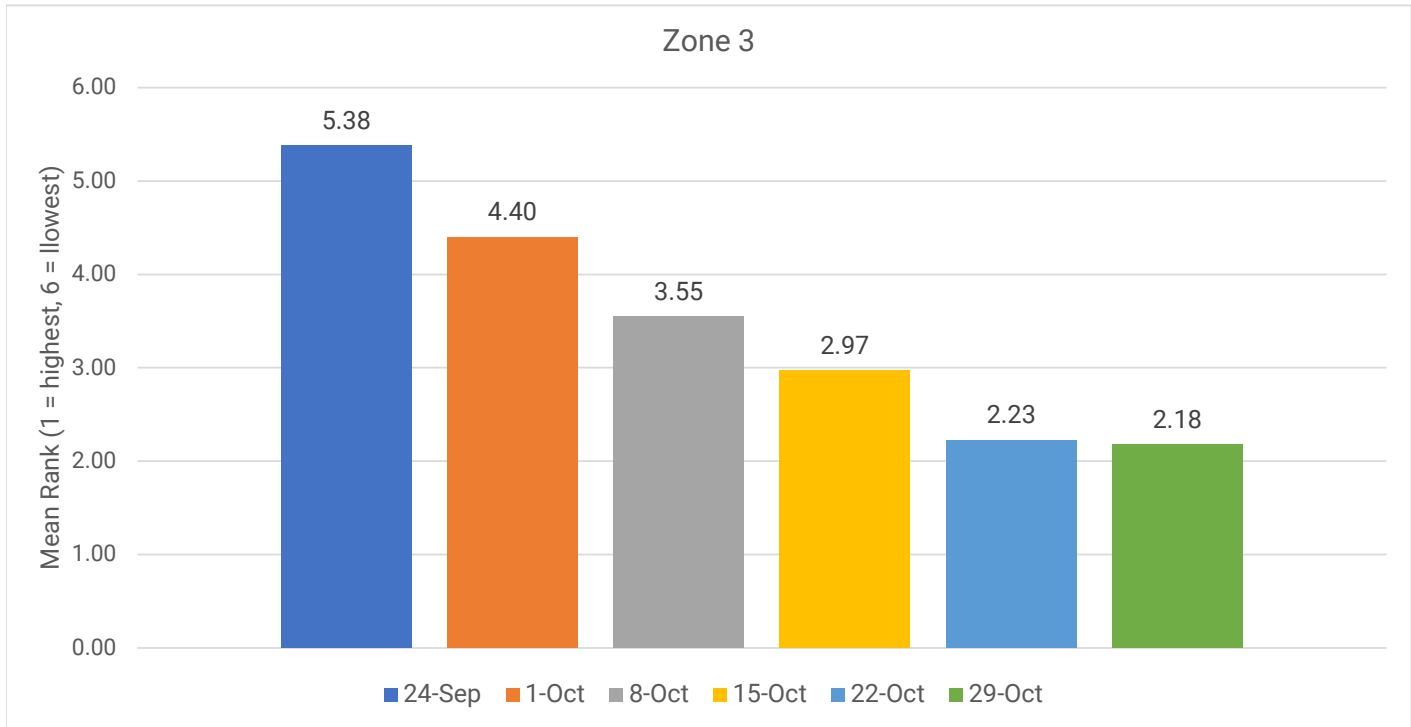
Q9a. Mean ranking (1 = highest ranking dates, 6 = lowest ranking dates) of 6 potential season dates (plotted by opening date) for the 2022 waterfowl season in Zone 1. The lower the mean rank, the higher the ranking across respondents (n = 120).



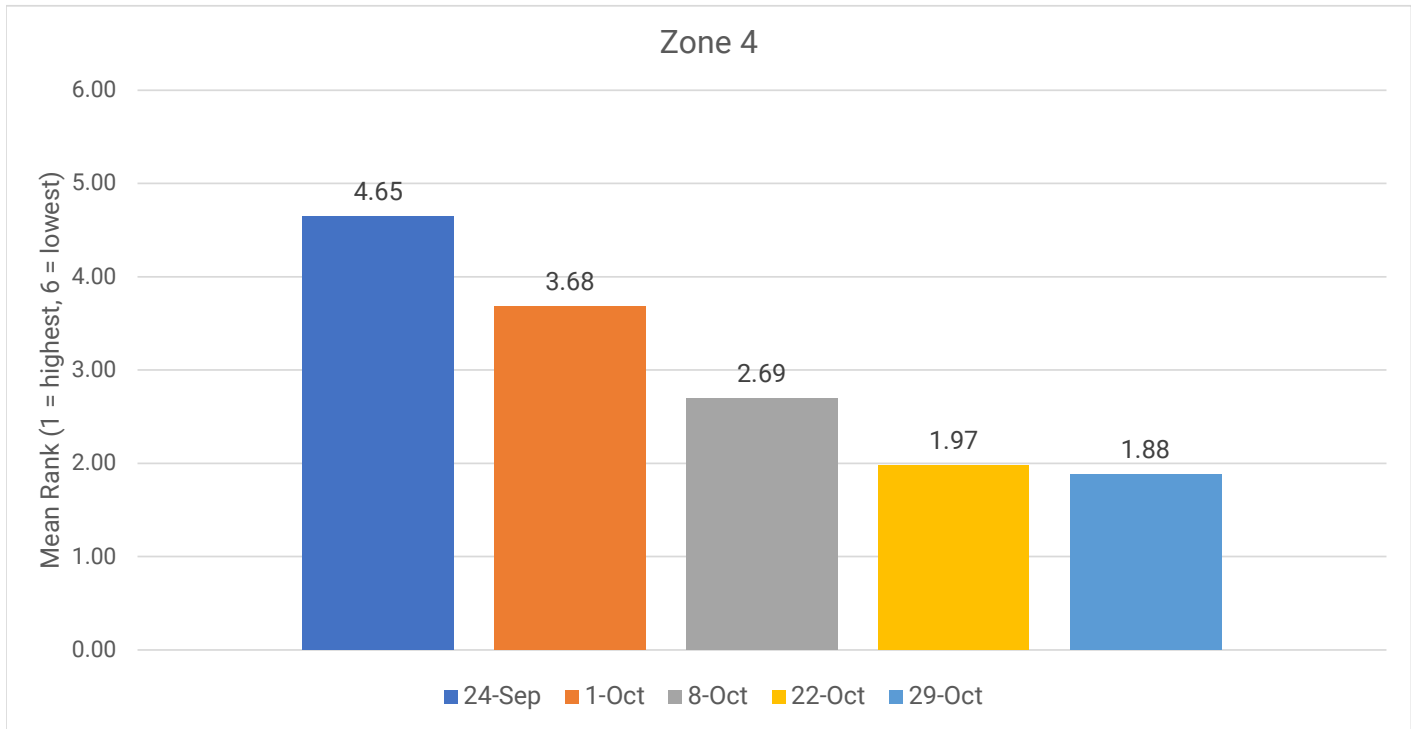
Q10a. Mean ranking (1 = highest ranking dates, 6 = lowest ranking dates) of 6 potential season dates (plotted by opening date) for the 2022 waterfowl season in Zone 2. The lower the mean rank, the higher the ranking across respondents (n = 549).



Q11a. Mean ranking (1 = highest ranking dates, 6 = lowest ranking dates) of 6 potential season dates (plotted by opening date) for the 2022 waterfowl season in Zone 3. The lower the mean rank, the higher the ranking across respondents (n = 296).



Q12a. Mean ranking (1 = highest ranking dates, 6 = lowest ranking dates) of 6 potential season dates (plotted by opening date) for the 2022 waterfowl season in Zone 4. The lower the mean rank, the higher the ranking across respondents (n = 504).



Q13. If you hunt or plan to hunt geese in the North-Central Unit, what is your preference for season opening dates? (By residency.)

	If you hunt or plan to hunt geese in the North-Central unit, what is your preference for season opening dates?		
	Overall	Resident	Non-resident
n	2101	1667	434
Open the same Saturday as the duck opener in Zone 2	613	521	92
	29.2%	31.3%	21.2%
Open a different Saturday than the duck opener in Zone 2	204	187	17
	9.7%	11.2%	3.9%
No preference for season opening date	680	497	183
	32.4%	29.8%	42.2%
Do not hunt or plan to hunt in the North-Central unit	604	462	142
	28.7%	27.7%	32.7%